



SHREDDING + COMPRESSING

The background of the entire page is a high-contrast, black and white photograph of industrial machinery, likely a shredder or compactor. The machine features various components such as a large circular fan or filter at the top left, a complex assembly of pipes and valves in the center, and a large cylindrical component at the bottom right. Three orange, rounded rectangular outlines are drawn over the machinery, highlighting specific areas of interest. The overall aesthetic is technical and industrial.

 **BRIQUETTE PRESSES  
PACKAGING PRESSES  
DRAINAGE PRESSES**

The background is a solid red color. Overlaid on this are white line-art drawings of various mechanical components. In the lower-left, there's a detailed drawing of a mechanical assembly featuring four hexagonal nuts arranged in a 2x2 grid, two T-shaped connectors, and a larger cylindrical component with a flange. To the right of this, there's a long, tapered cylindrical part. The upper half of the image is filled with various geometric shapes like rectangles, squares, and circles, some of which are interconnected by thin white lines, creating a complex, architectural-like pattern.

CON

# TENT

Page 05

## **KEY FACTS**

Page 06

## **MISSION**

Page 10

## **BRIQUETTING**

Page 18

C series

Page 24

TH Standard series

Page 32

TH Standard S series

Page 40

TH Industrial series

Page 50

## **DRAINING AND COMPRESSING**

Page 58

PUEHLER A series

Page 64

PUEHLER E series

Page 72

PUEHLER G Recycling series

Page 80

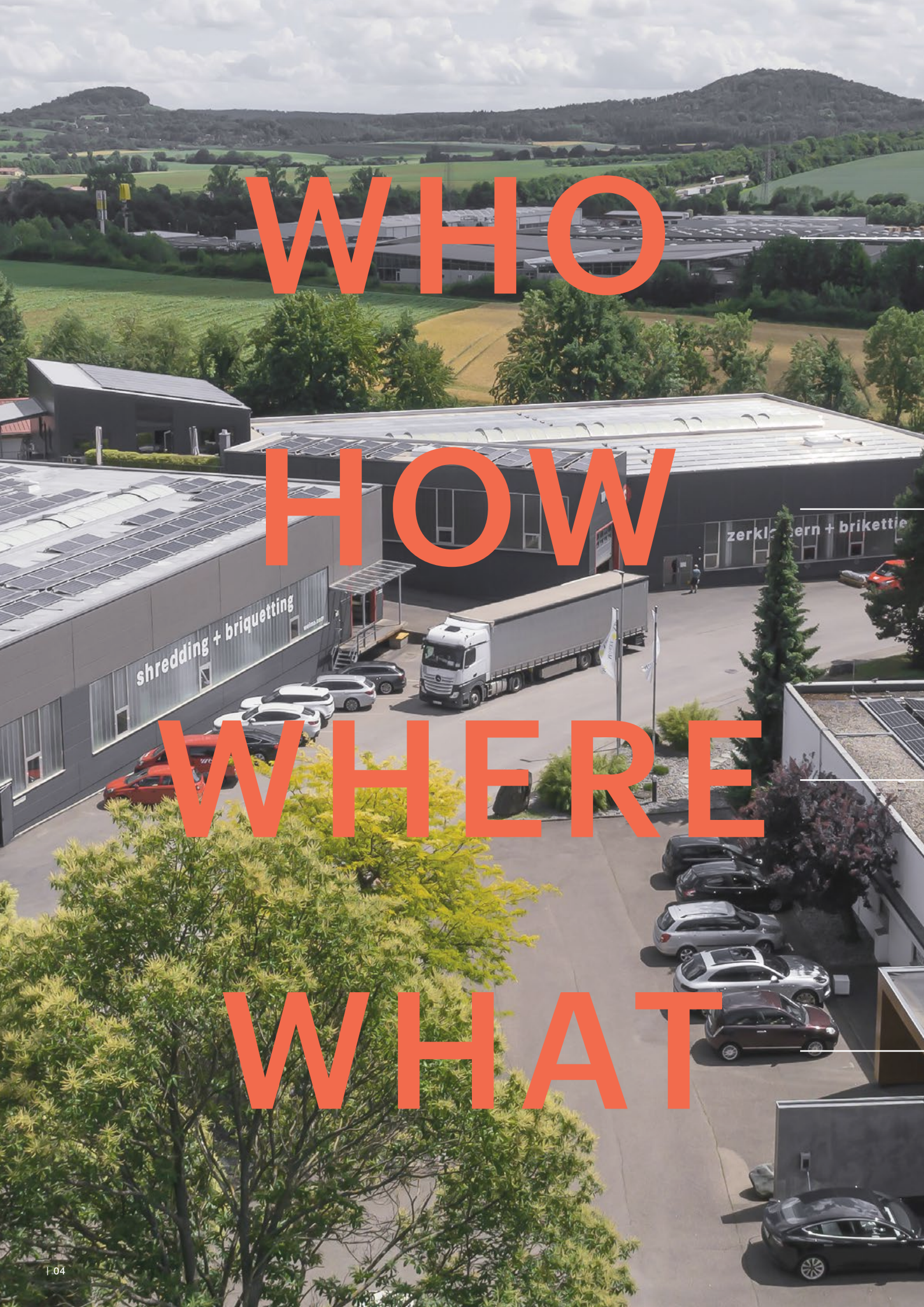
PUEHLER G ReWork series

Page 90

## **SERVICE**








WHO

HOW

WHERE



















WHAT





### The family business.

The young entrepreneur and visionary, Peter Rössler, recognized the potential of waste recycling early on and founded Weinsberg Maschinenfabrik – or WEIMA for short – in 1980. After the turn of the millennium, Martin Friz succeeded in bringing about the generation shift and has now been running the business since 2003.

>300                  

      **65.000**

  **1.200**    



### Global leader.

WEIMA produces more than 1,200 shredders, briquetters and drainage presses per year on a production area of approx. 65,000 sqm with more than 300 employees worldwide. Since its foundation, about 40,000 machines have been delivered worldwide.

### Built in Germany, made for the world.

Thanks to the early international orientation, WEIMA is represented in all important markets. Sales and service locations are located in Europe, the USA, China and India.


1. Ilsfeld | HQ (DE)
2. Annaburg | Production (DE)
3. Abstatt | Production (DE)
4. Fort Mill | Sales & Service (US)
5. Yantai | Sales & Service (CN)
6. Ahmedabad | Sales & Service (IN)

### From trash to treasure.

With WEIMA machines there are (almost) no limits. For over 40 years, we have been shredding and compressing production waste from a variety of industries, including plastics, wood, paper, metal, packaging, waste and biomass.



# WE COMPRESS WASTE MATERIALS.



WITH WEIMA BRIQUETTE PRESSES, DRAINAGE AND PACKAGING PRESSES YOU CAN TURN  
YOUR WASTE MATERIALS INTO VALUABLE RAW MATERIALS. WHETHER FOR VOLUME REDUCTION OR  
TO ACHIEVE A HIGHER SALES VALUE - THIS IS WHERE YOUR ADVANTAGES ADD UP.





## REDUCE. REUSE. RECYCLE.

WEIMA stands for active environmental protection and for robust shredding technology that's "Made in Germany". Our machines lay the foundation for a resource-saving future and are at the beginning of many recycling processes.



## AN APPRECIATION FOR WASTE MATERIALS

As a recycling specialist, we see it as our duty to contribute to a clean planet. WEIMA shredders, granulators, briquetting and drainage presses are thus becoming ever more sophisticated, productive, and above all – energy-efficient.



## SUSTAINABLE FOR INDUSTRY AND TRADE

The wide selection of machines and options gives WEIMA a decisive advantage: instead of one-size-fits-all solutions, we work with our customers to develop the right machine or system solution for each waste task.



## DID YOU KNOW?

The Destroy Responsibly™ program, active since 2009, makes trade shows and other events more environmentally friendly. A fully functional shredding line recycles waste where it is generated: directly on the event site.



[Learn more](#)



# COMPRESSING TECHNOLOGY

MADE IN GERMANY



## WE MAKE THE MOST OF YOUR WASTE.

In addition to the shredding of waste materials, compression has been an integral part of our range of services for many decades. WEIMA briquette presses, drainage presses and packaging presses are in proven use thousands of times around the world. Loose, voluminous wood and metal chips, or shredded paper, for example, are turned into handy briquettes that can be used for energy production where possible. Pressed packaging such as aluminum cans or PET bottles and their drained contents in turn form the basis for a wide range of recycling processes.





### GOOD REASONS FOR COMPACTION:

- Volume reduction of up to 95 %
- Reduction of disposal costs
- Minimized transport and logistics costs
- Energetically sustainable use of briquettes
- Additional revenue from the sale of briquettes or pressed discs
- Recovery of coolant, emulsion, or cutting fluid
- Reduced burn-off during the smelting process (e.g. with metal chips)
- Reduction of the explosion risk of loose dusts
- Increased cleanliness in the workplace





# **BRIQ UET TING**



## APPLICATIONS **BRIQUETTING**



### Wood

Briquettes made from wood waste are the classics among compressed energy bundles. Wood chips, shavings and even dust from chipboard, plywood, multiplex, OSB and MDF can be burned in briquette form in a particularly energy-efficient way or sold at a profit. This is ideal for carpentry and joinery shops, saw-mills and planing mills, and the entire furniture industry. Briquetting also increases safety and cleanliness in wood shops nationwide.



# 8-14%


is typically the ideal moisture content for material to be briquetted in wood applications.

## APPLICATIONS **BRIQUETTING**



### Paper

Confidential files and documents, labels, cardboard, filter dust and even banknotes – all these materials can be briquetted if they have been suitably shredded in advance. Briquettes increase operational safety, protect the health of employees and reduce the risk of explosion and dust emissions.



### **50,000 EURO briquettes**

Did you know? Federal banks regularly shred and compress discarded banknotes into compact briquettes – also with WEIMA machines. On average, the volume corresponds to about 50,000 EURO per briquette. Putting them back together? Impossible.








## Metal

The briquetting of shredded metal chips and milling waste from aluminum, steel, copper, brass or titanium offers numerous advantages: Volume reduction, space savings, better smelting properties, recovery of expensive cooling lubricants and emulsions, and safer handling of sharp metal scrap, for example.



## Biomass




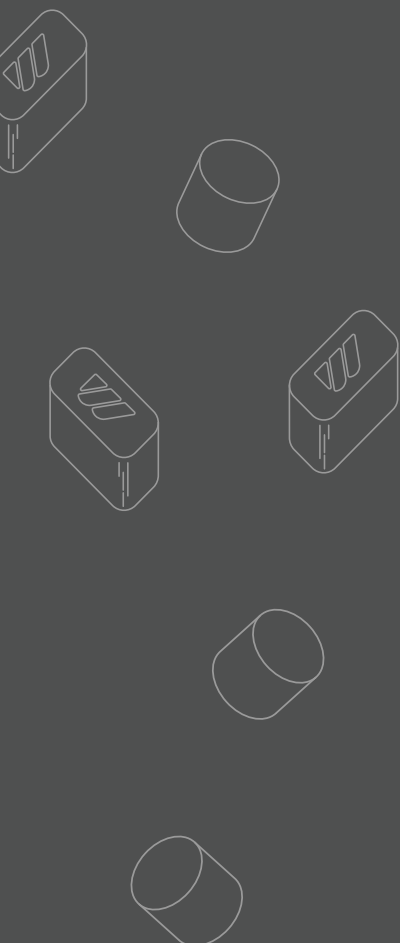
Use the energy contained in straw, hay, tobacco, peat, cotton, flax or legumes! The calorific value of highly compressed briquettes is much higher than that of loose materials, and their combustion properties are ideal. Biomass has also become an indispensable, low-cost alternative for feed production in the agricultural industry.





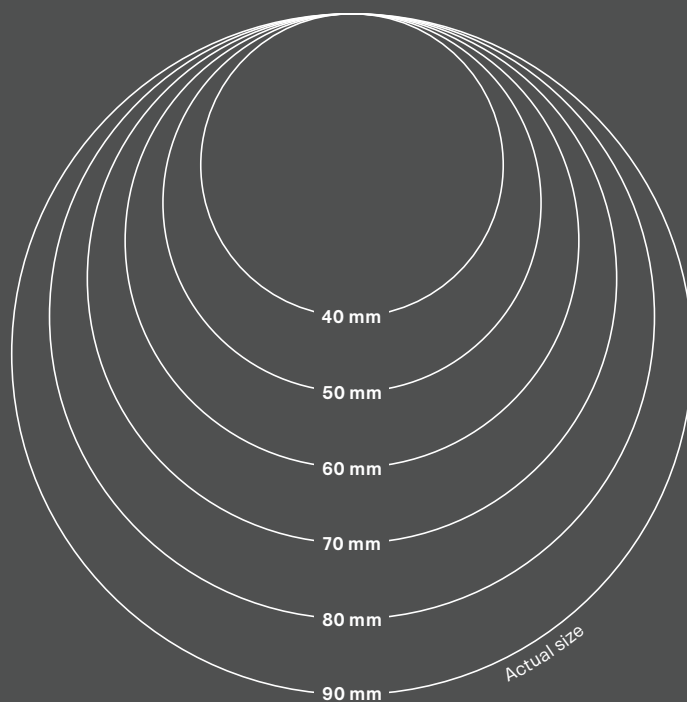
## BRIQUETTE SHAPES AND SIZES

With us you can choose between round and rectangular briquettes in different shapes and diameters. The respective lengths can be flexibly adjusted. In this way, you produce the optimum briquette for every task and desired throughput rate.



# ROUND

No two applications are alike. For this reason, we offer round briquettes in the diameters of 40, 50, 60, 70, 80 and 90 mm – depending on the required throughput. For example, wood briquettes of this size are ideal for use as fuel for heating systems in wood-processing plants.



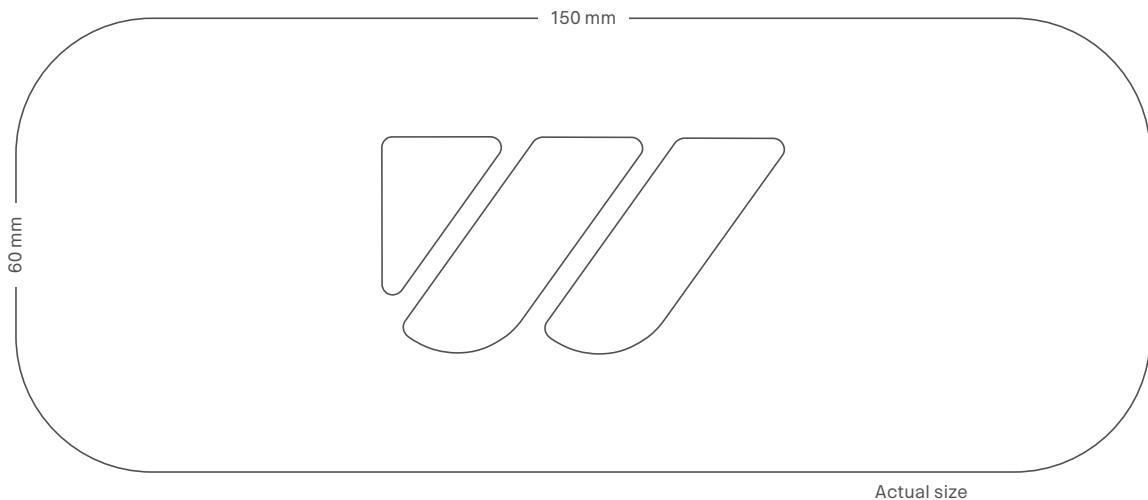


## DID YOU KNOW?

WEIMA briquettes are free of additives such as adhesives or binders. Compaction is achieved by hydraulic pressure alone.

OR

# RECTANGULAR



## For industrial requirements

The rectangular shape is reminiscent of bricks and measures 150 x 60 mm. The briquette length can be variably adjusted at WEIMA and is certainly one of the briquette classics worldwide. You can find them in hardware stores and supermarkets, where mostly compressed wood chips are offered for domestic combustion.

While wood companies use briquettes for burning or storage, companies where metal chips, paper scraps or biomass waste are generated have recognized their potential. The brick-like shape facilitates stacking and packaging. Material throughput and briquette density are particularly high thanks to the use of matrix technology.

## TECHNOLOGIES **BRIQUETTING**

To produce a dense briquette, WEIMA gives you the choice between so-called clamping presses or matrix presses. Which technology is the most suitable depends on your application and the goals you are pursuing. In both cases, you benefit from efficient volume reduction. Our machines, all of which are produced in Germany, are compact, durable, easy to maintain and robust when it comes to foreign materials.


### DID YOU KNOW?

The maximum press force for matrix presses is up to 3,900 kg/cm<sup>2</sup>. That would be like placing the weight of a small car on a peanut.



### Clamping presses

For more than four decades, WEIMA has relied on briquette presses with proven clamp technology, and the company continues to develop them further. Thus, with these machines you get a robust compaction solution for medium material throughputs with low maintenance requirements.




- 1 Material feed via the chip hopper
- 2 Continuous filling of the transport screw by means of agitator
- 3 Conveying of the defined material quantity into the pre-compacting tower
- 4 Vertical pre-compaction into the pressing chamber
- 5 Pressing of the final briquette by horizontal pressing cylinder
- 6 Ejection of the briquette by subsequent pressings





## Matrix presses

Briquetting presses with matrix technology are characterized by particularly high throughput rates and are ideally suited for multi-shift industrial operations. Compared to clamping presses, significantly higher pressing pressures are possible. As is often the case, these depend on the material. In the wood sector, briquette densities  $>1$  can be achieved. For aluminum applications, briquette densities are often around 2.3, and for other metals they can be even higher. In water, these briquettes would sink and not float.



- 1 Feeding of the shredded material into the hopper
- 2 Transport of a defined amount of material into the pre-compacting tower by means of a horizontal screw conveyor
- 3 Vertical pre-compaction of the material
- 4 Horizontal briquetting of the pre-compacted material in the matrix by means of a press stamp against a solid metal block in front of the matrix
- 5 Briquettes discharge by shifting the matrix and the pressed briquette to the left or right by means of a slide cylinder during the subsequent pressing process



# C SERIES

● Economical and compact



40-70 mm  
briquette  
diameter



C 150

## TECHNICAL HIGHLIGHTS

### Spacious feed hopper as material buffer

C Series briquetting presses offer a large capacity for material to be compressed. Depending on the space requirements, the press unit and the hydraulic unit can be flexibly installed to the right or left of the hopper. The agitator and the material screw conveyor are located at the bottom of the hopper.

If required, the hopper can be equipped with a fill level monitoring system which automatically switches off the briquette press as soon as the material quantity falls below a defined level.



### Vertical material pre-compaction in the filling tower

The screw conveyor below the feed hopper transports a defined quantity of material into the filling tower. There, vertical pre-compaction takes place, with a slide pressing the material into the press sleeve below. A particularly solid briquette can then be produced after the subsequent clamp compaction.



### Simple machine operation

with high-quality Siemens  
PLC control

No frills – the most important things at a glance. The built-in Siemens PLC control is optimally adapted to the briquetting process. Various settings can be conveniently adjusted to the desired application. All control cabinets are designed in-house and built in our German production facilities using international standard parts.







### **ROBUST HYDRAULICS**

with separate oil tank

The compact hydraulic unit is located directly next to the feed hopper. It is temperature controlled. The pump motor is designed for long service life.



### **Proven clamping technology** for high-strength, round briquettes up to 70 mm Ø

The extremely wear-resistant, chrome-plated pressing clamp is surrounded by a hydraulic closing cylinder. It holds the briquette produced by the pressing cylinder during pressing. For this purpose, both halves of the clamp are closed and opened again during discharge.

### **Consistent briquette lengths** thanks to electromechanical monitoring

To ensure that the briquette length remains constant even with changing materials, briquetting presses of the C series come standard with an electromechanical briquette length monitor with proximity switch. This is located directly in front of the clamp on the briquette discharge pipe.



### **Uniform material transport** into the screw channel

The agitator installed at the bottom of the feed hopper ensures a constant material feed to the screw conveyor. The continuous material circulation also prevents material bridging and breaks up lumps.

## TECHNICAL HIGHLIGHTS



### Minimal wear in the press chamber due to pressing chamber wear sleeve

WEIMA's standard pressing chamber wear sleeves are hardened. Optionally, they are made of tool steel. In both cases, increased wear of the press chamber is effectively prevented – especially with abrasive materials containing sand, soil, or metal chips. Instead of replacing the entire press block when wear occurs, only the significantly less expensive pressing chamber needs to be replaced. This saves labor, time, and costs – maintenance is significantly simplified.



### LOW MAINTENANCE HYDRAULIC CYLINDER for optimized operations

All installed cylinders have stroke cushioning and come equipped with a bolted lock. This guarantees easy access for maintenance or modifications.



### Optimized material input by means of a screw conveyor

The material is conveyed in metered quantities from the hopper to the pressing unit by means of a screw conveyor. For this purpose, a precise quantity required to produce a single briquette is defined electromechanically via the screw speed and running time. Compared to conventional horizontal pushers, this efficiently avoids material bridging or clogging of the feed channel.

# TECHNICAL DATA AND MACHINE CONFIGURATION



## Technical data C series

	C 140	C 150	C 160	C 170
Briquette diameter [mm]	40	50	60	70
Throughput rate up to [kg/h] <sup>1)</sup>	40	50	60	70
Hydraulic motor [kW]	4	5.5	5.5	5.5
Hydraulic oil volume [liter]	100	100	100	100
Weight [approx. kg]	530	800	850	900
Space requirement (L x W x H) [approx. mm] <sup>2)</sup>	1,290 x 1,940 x 1,410	1,315 x 1,975 x 1,410	1,315 x 1,975 x 1,410	1,296 x 1,940 x 1,410

1) depending on material

2) detailed dimensions upon request

## Machine configuration C series

● Standard ○ Optional — Not available

MECHANICS				
Press mechanics with hydraulic cylinder	●	●	●	●
Briquette length monitoring	○	●	●	●
Pressing chamber wear sleeve	○	●	●	●
Chrome plated clamp	●	●	●	●
HYDRAULICS				
Hydraulic power unit with tank	●	●	●	●
Hydraulic oil cooling	—	○	○	○
Safety switch for oil temperature	●	●	●	●
HOPPER				
Hopper size 1,040 x 1,040 mm	●	●	●	●
On-off automatic with level limit switch	○	○	○	○
Inspection cover with limit switch	○	○	○	○
Reinforced agitator gear motor	—	○	○	○
Sheet metal hopper cover	○	○	○	○
ELECTRICAL				
Control cabinet with Siemens PLC control	●	●	●	●
OTHER FEATURES				
Stable base frame on rubber feet	●	●	●	●

Other options, special equipment and technical modifications are available upon request.



# TH STANDARD

Reliable all-rounders



TH 720

50–80 mm  
briquette  
diameter



TH 514



# TECHNICAL HIGHLIGHTS



## Low-wear pressing process

thanks to wear sleeve and plates


To minimize unavoidable wear during the briquetting process, WEIMA uses easy-to-change PU plates bolted to the filling cylinder for pre-compaction in the filling tower. In addition, a specially hardened inlay, the so-called wear sleeve, is used in the pressing chamber below. It can also be replaced quickly.

Overall, this significantly reduces maintenance costs.

## Precise cylinder control

thanks to contactless proximity switches

The cylinders are controlled electrically via a no-contact proximity switch. The limit switches are located at the front and rear positions, so movements are very precise and maintenance costs are low due to low wear.



## Screw conveyor resistant to impurities

due to cardanic suspension

The screw conveyor, which transports the material into the pre-compactor of the briquetting press, is suspended on a cardan joint. This prevents foreign materials from causing damage to the screw conveyor. As is so often the case, however, it always depends on the specific application which suspension is chosen. For metal applications, for example, we often recommend rigidly mounted screws.



## Customized machine configuration

by means of modular design

Machine components (press unit, hydraulics, hopper as well as accessories) can be individually combined and flexibly integrated into your existing production plant. Almost any set-up can be realized, such as the combination of a press and hydraulic unit installed in the building with a chip hopper outside, or an oil cooling system for use in multi-shift operation. Duo, Trio or Quattro versions are also available to increase throughput and availability.



### Different hopper sizes for every application

For briquette presses of the TH Standard series you have the choice between three hopper sizes: 1,040 x 1,040 mm, 1,400 x 1,400 mm or 2,000 x 2,000 mm for particularly large buffer volumes. The pressing and hydraulic unit can be installed on the left or right side of the machine, depending on requirements. To produce briquettes in automatic mode, the feed hopper can also be equipped with a fill level monitoring system. With its help, the machine switches off automatically when the filling level falls below a certain level.



### READY FOR MULTI-SHIFT OPERATION

thanks to optional oil cooling

To compensate for temperature differences in the hydraulic oil, the briquetting presses can be equipped with a special hydraulic oil cooling system (air or water cooling). This ensures that the maximum operating temperature of the oil of 75°C is not exceeded even during uninterrupted three-shift operation. A safety switch automatically switches off the hydraulic systems in the event of overheating to prevent damage.



### Compact briquettes up to 80 mm Ø with low-maintenance clamping technology

The hydraulically precisely-controlled pressing clamp in the front area of the pressing mechanism with its specially hardened pressing cylinder ensures high-strength, round briquettes with a diameter of up to 80 mm. The proven technical system has been used by thousands of customers worldwide for decades. And WEIMA is constantly developing it further.



## TECHNICAL HIGHLIGHTS




### Uniform, high-quality briquettes due to briquette length monitoring

The length of the briquettes produced can be adjusted individually, from half the diameter to 1.5 times the diameter. The supplied standard briquette length monitoring with proximity switch ensures that the briquette length always remains constant – even with changing material flows.

### Dust-reduced pre-compaction thanks to closed system

The loose material is pre-compacted vertically by a filling slide in the filling tower, which results in an initial volume reduction.

Since it is a closed system, the escape of dust is efficiently prevented. This increases safety in the company and protects the health of employees.



### LOW-IMPACT OPERATION

thanks to end-position cushioned  
hydraulic cylinders

Fast backward movements of the cylinders are optimized by stroke cushioning. This has a positive effect on the service life of the components.





### Temperature-monitored hydraulic unit


for long service life

The hydraulic unit has a separate oil tank with pump motor and complete valve control. The compact design right next to the material hopper makes the entire briquetting press extremely space-saving and efficient in design.

### User-friendly operation thanks to Siemens PLC control

---

To live up to our performance promise, we design and produce all control cabinets ourselves at our Ilsfeld site and equip them with well-known brand components. This guarantees the highest quality with a compact design. The used PLC-control from Siemens is perfectly adapted to the requirements of the briquetting process.



### Safe, low-vibration footing

due to robust machine frames and rubber feet

---

All WEIMA briquetting presses are supplied with vibration-dampening machine feet made of hard rubber. They ensure a safe footing without the machine having to be anchored to the floor. This makes the entire installation extremely flexible and convenient. A sturdy welded base frame creates an operator- and maintenance-friendly, low installation height.





# TECHNICAL DATA AND MACHINE CONFIGURATION

## ● Technical data TH Standard series

	TH 500 - 520	TH 600 - 620	TH 700 - 720	TH 800 - 820
Briquette diameter [mm]	50	60	70	80
Throughput rate up to [kg/h] <sup>1)</sup>	80	100	150	180
Hydraulic motor [kW]	7.5	7.5	11	11
Hydraulic oil charge [liter]	160	160	250	250
Weight [approx. kg] <sup>2)</sup>	950 - 1,100	1,000 - 1,100	1,100 - 1,250	1,300 - 1,500
Space requirement (L × W × H) [approx. mm] <sup>3)</sup>	1,735 × 2,266 × 1,405	1,735 × 2,266 × 1,405	1,735 × 2,316 × 1,405	1,735 × 2,316 × 1,405

1) depending on material

2) depending on hopper size

3) detailed dimensions upon request

## Machine configuration TH Standard series

● Standard ○ Optional — Not available

	TH 500 - 520	TH 600 - 620	TH 700 - 720	TH 800 - 820
<b>MECHANICS</b>				
Press mechanics with hydraulic cylinder	●	●	●	●
Briquette length monitoring	●	●	●	●
Connecting piece to pre-compactor	○	○	○	○
Central lubrication system	○	○	○	○
Pressing chamber wear sleeve	●	●	●	●
Chrome plated clamp	●	●	●	●
<b>HYDRAULICS</b>				
Hydraulic power unit with 160 l tank	●	●	—	—
Hydraulic power unit with 250 l tank	—	—	●	●
Hydraulic oil cooling	○	○	○	○
Safety switch for oil temperature	●	●	●	●
Vario option (different hose lengths)	○	○	○	○
<b>HOPPER</b>				
Hopper size 1,040 x 1,040 mm	○	○	○	○
Hopper size 1,400 x 1,400 mm	○	○	○	○
Hopper size 2,000 x 2,000 mm	○	○	○	○
On-off automatic switch with level limit	○	○	○	○
Inspection cover with limit switch	○	○	○	○
Reinforced agitator gear motor	○	○	○	○
Sheet metal hopper cover	○	○	○	○
Hopper corners and cone plates	○	○	○	○
<b>ELECTRICAL</b>				
Control cabinet with Siemens PLC control	●	●	●	●
<b>OTHER FEATURES</b>				
Stable base frame on rubber feet	●	●	●	●

Other variations, special equipment and technical modifications are available upon request.



# TH STANDARD S



Flexible high-throughput machines



TH 814 S

80–90 mm  
briquette  
diameter

TH 814 S to TH 920 S

150x60 mm  
briquette  
size

TH 1200



TH 1200



# TECHNICAL HIGHLIGHTS



## Large material hopper

for more buffer volume

The galvanized hopper, into which the material to be briquetted is fed either manually via a conveyor belt or a screw conveyor, is equipped with a rotating agitator and a discharge screw at the bottom. It is available in dimensions of 1,400 x 1,400 mm or 2,000 x 2,000 mm, depending on the required buffer volume. The machine can be used in automatic mode by means of fill level monitoring.



## Highly compressed round briquettes

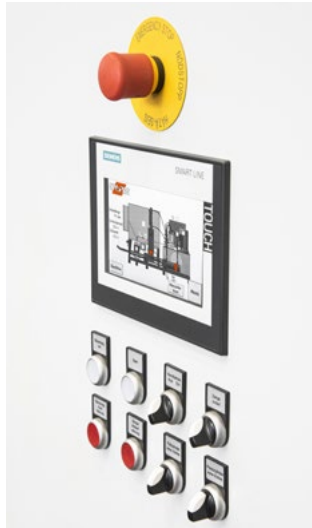
thanks to reliable toggle-joint mechanism

By using a so-called toggle lever mechanism, a significantly higher pressing force is achieved compared to the classic pressing clamp - up to 1,250 kg/cm<sup>2</sup>. Wear is minimal, and maintenance requirements are correspondingly low.

## Maximum variability thanks to modular design

If required, individual components, such as the tank, the press unit or the oil tank, can be flexibly positioned. We call this option "Vario". The machine adapts to your individual production requirements - not vice versa. Integration into existing production lines is extremely convenient. This means that all avenues are open to you, even for future optimization.





## Convenient operation


with advanced Siemens  
PLC control

We manufacture all briquetting press control cabinets ourselves in our German plants in Ilsfeld, Abstatt and Annaburg. For this purpose, we use only brand-name components - and this also applies to our machine control system. The high-quality Siemens PLC control system with touch display optimally coordinates the components with each other, which makes it possible to achieve a consistently high briquette quality.


## LONGER BRIQUETTING, MORE PRESSING CYCLES

with large hydraulic oil tank and  
large pressing mechanism

The larger the hydraulic tank, the longer it takes for all of the oil to heat up. This has a positive effect on the working time of the briquette press. The hydraulic unit is also temperature controlled. All in all, this results in significantly increased throughput due to fast pressing cycles and a more robust overall machine.



## TECHNICAL HIGHLIGHTS



### Non-stop briquetting thanks to standard oil cooling

TH Standard S machines are equipped with hydraulic oil cooling as standard. This allows the briquetting press to be used for multi-shift, automated operation.



### Rectangular briquettes in retail quality

The TH 1200 is the only machine with clamp technology that produces rectangular briquettes measuring 150 x 60 mm with variable lengths. These can be ideally stacked, packed and then sold profitably. The voluminous hydraulic unit allows multi-shift operation with high throughput rates. Highly compressed briquettes are produced with the aid of a generously dimensioned clamping cylinder.

### Minimized wear during the pressing process

To reduce wear during briquetting, WEIMA relies on specially hardened components that are easy to replace during routine maintenance. These include the pressing chamber wear sleeve below the filling tower and chrome-plated clamp halves that press the final briquette. In addition, bolted PU plates are used on the filling cylinder during pre-compaction.







### Even higher throughput rates with the Duo, Trio or Quattro version

To further increase the throughput and availability of a machine, briquetting presses of the TH Standard S series can be optionally equipped with additional screw conveyors and pressing mechanisms. The hopper size remains the same. This saves space that would otherwise have to be used for another machine.



### Dust-reduced compression

for more safety and  
cleanliness

Briquetting is carried out without the addition of adhesives or binders, which makes subsequent use for energy purposes harmless. Thanks to a closed pressing system, the continuous escape of dust is also effectively prevented. This protects your employees and keeps your production halls clean.





# TECHNICAL DATA AND MACHINE CONFIGURATION

## ● Technical data TH Standard S series

	TH 814 - 820 S	TH 914 - 920 S	TH 1200
Briquette diameter [mm]	80	90	-
Briquette shape and size [mm]	-	-	150x60
Throughput rate up to [kg/h] <sup>1)</sup>	250	300	500
Hydraulic motor [kW]	22	30	22
Hydraulic oil volume [liter]	600	600	600
Weight [approx. kg]	2,200	2,200	2,500
Space requirement (L × W × H) [approx. mm] <sup>2)</sup>	1,790 × 2,646 × 1,515	1,790 × 2,646 × 1,515	1,890 × 2,936 × 1,836

<sup>1)</sup> depending on material

<sup>2)</sup> detailed dimensions upon request

## ● Machine configuration TH Standard S series

● Standard ○ Optional – Not available

MECHANICS			
Press mechanics with clamp cylinder	●	●	●
Briquette length monitoring	●	●	●
Connecting piece to pre-compactor	○	○	○
Central lubrication system	○	○	○
Pressing chamber wear sleeve	●	●	–
Chrome plated clamp	●	●	●
HYDRAULICS			
Hydraulic power unit with 600 l tank	●	●	●
Hydraulic oil cooling	○	○	○
Safety switch for oil temperature	●	●	●
Vario option (different hose lengths)	○	○	○
HOPPER			
Hopper size 1,400 x 1,400 mm	○	○	○
Hopper size 2,000 x 2,000 mm	○	○	○
On-off automatic with level limit switch	○	○	○
Inspection cover with limit switch	○	○	○
Reinforced agitator gear motor	○	○	○
Sheet metal hopper cover	○	○	○
Hopper corners and cone plates	○	○	○
ELECTRICAL			
Control cabinet with Siemens PLC control	●	●	●
OTHER FEATURES			
Stable base frame on rubber feet	●	●	●
Drain pan with pump sump	–	–	○

Other variations, special equipment and technical modifications are available upon request.



# TH INDUSTRIAL

○ Highest briquette quality  
for industrial standards



TH 1500

60|80 mm  
briquette  
diameter

TH 600 M, TH 800 M

150x60 mm  
briquette size

TH 1500




TH 800 M



## TECHNICAL HIGHLIGHTS

**Low wear, easy maintenance**  
due to chrome-plated and hardened matrix  
as well as exchangeable press plates

The movable matrix in which the final briquette is formed is subject to increased wear. For this reason, it is made of hardened steel and is also chrome plated. The press plate next to it can be replaced in just a few steps after wear. This ensures a smooth process.




**Intuitive operation**  
with swivel-mounted touch panel

Maximum flexibility. For quick parameter adjustments (e.g. briquette length, number of briquettes per minute, density, etc.) during material changes, the large TP 600 touch panel with Siemens S7 PLC control can be swiveled in many directions and operated ergonomically. It also visualizes various processes in the machine. To ensure that the electronics are optimally matched to the machine, we design, build, and wire our control cabinets completely ourselves. We only use high-quality brand components – for example from Siemens, Allen Bradley or Rittal.

### MAXIMUM PRESSING POWER

up to approx. 3,900 kg/cm<sup>2</sup>

The powerful axial piston pump of the hydraulic unit delivers an output of up to 37 kW. This allows the buildup of particularly high press pressures of up to 3,900 kg/cm<sup>2</sup> (TH 800 M), resulting in extreme compaction of the briquettes produced. The remaining hydraulic components are also reinforced. The result: a longer service life and decreased maintenance costs. However, for those who require significantly less power depending on the application, motors starting at 5.5 kW are also available.







### **Reliable multi-shift operation**

thanks to large Bosch Rexroth  
Hydraulic oil tank including cooling

The separate oil tank of the Bosch Rexroth hydraulic unit has a capacity of approx. 1,000 liters (TH 1500) and is equipped with efficient oil cooling. Due to this large quantity, the quality of the hydraulic oil can be maintained at a very high level for a long time - this is ideal for use in multi-shift operations.

### **Avoid material bridging** with gimbal-mounted screw conveyor

To avoid mechanical damage,  
the screw conveyor located  
at the bottom of the feed  
hopper is suspended on a  
robust cardanic joint.

It transports a defined  
quantity of material into the  
compaction chamber, where  
pre-compaction already  
takes place. This shortens  
the pressing time, resulting in  
a higher briquetting output.



## TECHNICAL HIGHLIGHTS



### Highly compressed briquettes of the best quality for industrial requirements

All WEIMA briquettes are characterized by their dimensionally stable form. By using matrix technology, even better compaction and volume reduction can be achieved compared to pressing clamps. Depending on the application, the briquettes are then so dense that they even sink in water. They therefore have a density  $>1$  (e.g. for aluminum a density of approx. 2.3, for other metals considerably more). Therefore, briquettes of TH Industrial series are ideal for subsequent selling. Their rectangular shape also makes them easy to handle, as they can be stacked for transport.



### Easy integration into production lines


or as a stand-alone solution

Optimally connected: WEIMA briquetting presses have all common interfaces to ensure fast integration into new or existing production lines. Machines of the TH Industrial series can be operated autonomously and in multiple shifts in automatic mode. Production parameters can be flexibly adjusted, for example in case of material changes.



### Modern machine design with matrix technology for the highest throughput rates

The use of a closed matrix for compacting loose chips, dust, or shredded materials, combined with a powerful hydraulic unit, results in extremely high briquette densities. TH Industrial series machines are state-of-the-art and extremely robust in design. Depending on the specific material, the throughput capacity is up to 700 kg/hr (TH 1500).



### Two hopper variants for different filling requirements

Depending on your needs, you can choose between a large-volume feed hopper for flexible filling by means of a forklift truck or lifting and tipping device, or compact material buffers (chip agitator) for continuous, mostly automated filling, where the material falls directly into the screw conveyor channel. Both hopper systems can be equipped with a practical level gauge that safely switches the machine into standby mode when idle until new loose material is fed in again.



### ROUND OR RECTANGULAR BRIQUETTES

for sale or own use

While the TH 1500 produces rectangular briquettes in the 150 x 60 mm format, the TH 600 M and TH 800 M press loose materials into dimensionally stable round briquettes with diameters of 60 and 80 mm, respectively. The briquette length can be variably adjusted on all machines. No binders or adhesives are used for compaction, only hydraulic pressing pressure.





# TECHNICAL DATA AND MACHINE CONFIGURATION

## ● Technical data TH Industrial series

	TH 600 M	TH 800 M	TH 1500
Briquette diameter [mm]	60	80	-
Briquette format and size [mm]	-	-	150 x 60
Throughput rate up to [kg/h] <sup>1)</sup>	220	300	400
Hydraulic motor [kW]	5.5/15	5.5/15	30/37
Hydraulic oil volume [liter]	250	250	630
Weight [approx. kg]	2,900	3,000	4,500
Space requirement (L × W × H) [approx. mm] <sup>2)</sup>	2,055 × 2,285 × 2,089	1,995 × 2,259 × 1,861	3,357 × 1,802 × 1,971

1) depending on material

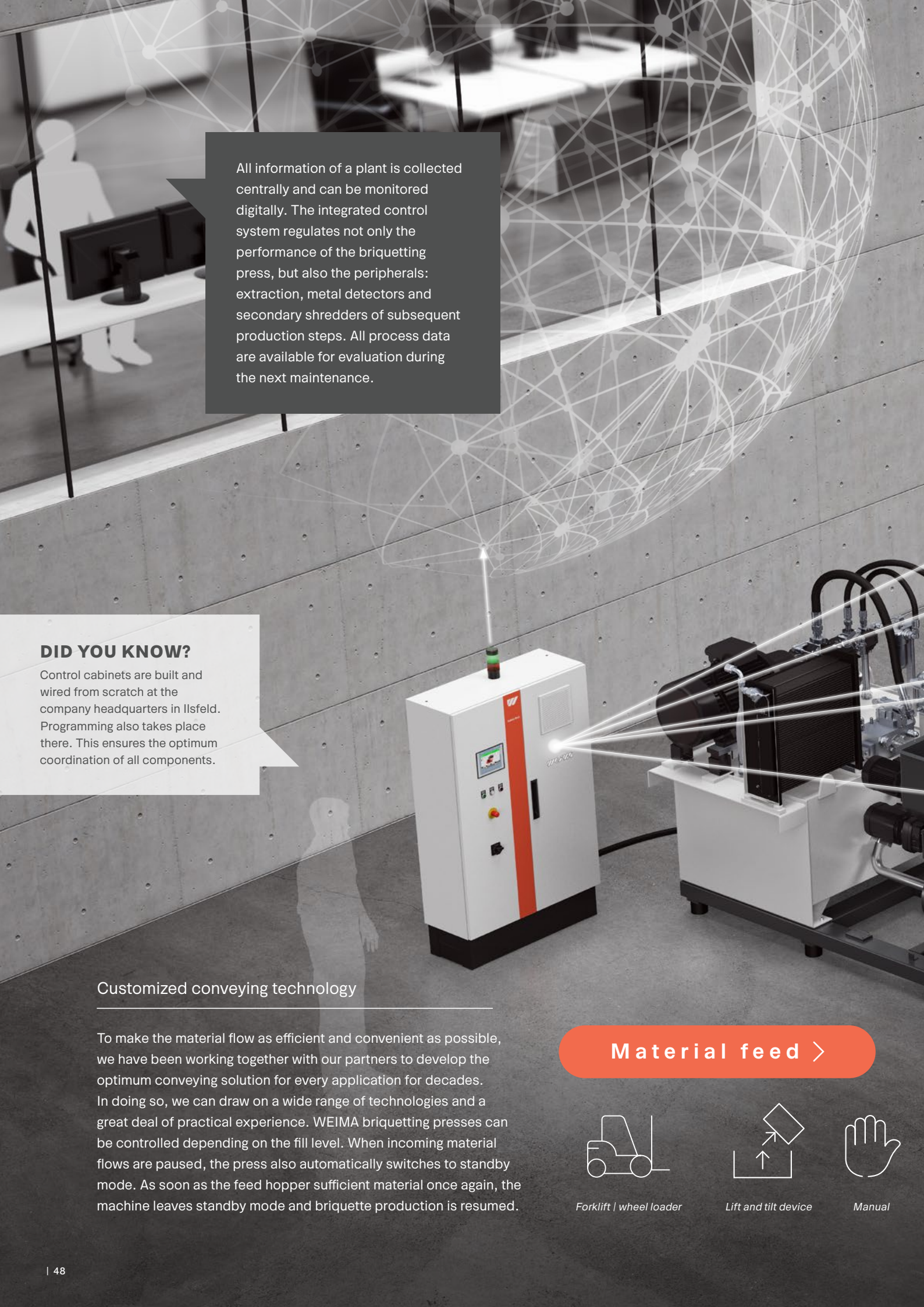
2) detailed dimensions upon request

## Machine configuration TH Industrial series

● Standard ○ Optional – Not available

	TH 600 M	TH 800 M	TH 1500
<b>MECHANICS</b>			
Press mechanics with hydraulic cylinder and matrix	●	●	●
Briquette length monitoring	●	●	●
Central lubrication system	○	○	○
Wear package: matrix, pre-compressor and press bar made of tool steel	○	○	○
<b>HYDRAULICS</b>			
Hydraulic power unit with 600 l tank	●	●	–
Hydraulic power unit with 1,000 l tank	–	–	●
Hydraulic oil cooling	●	●	●
Safety switch for oil temperature	●	●	●
<b>HOPPER</b>			
Chip agitator	●	●	●
On-off automatic with level limit switch	○	○	○
On-off automatic via light barrier	○	○	○
Inspection cover with limit switch	○	○	○
Sheet metal hopper cover	○	○	○
Level indication	○	○	○
<b>ELECTRICAL</b>			
Control cabinet with Siemens PLC control	●	●	●
Swiveling control console with touch panel	–	–	○
<b>OTHER FEATURES</b>			
Stable base frame on rubber feet	●	●	●
Separating agent injection with approx. 30 l for lubricants	○	○	○
Drain pan with pump sump	○	○	○

Other variations, special equipment and technical modifications are available upon request.



All information of a plant is collected centrally and can be monitored digitally. The integrated control system regulates not only the performance of the briquetting press, but also the peripherals: extraction, metal detectors and secondary shredders of subsequent production steps. All process data are available for evaluation during the next maintenance.

### DID YOU KNOW?

Control cabinets are built and wired from scratch at the company headquarters in Ilsfeld. Programming also takes place there. This ensures the optimum coordination of all components.

## Customized conveying technology

To make the material flow as efficient and convenient as possible, we have been working together with our partners to develop the optimum conveying solution for every application for decades. In doing so, we can draw on a wide range of technologies and a great deal of practical experience. WEIMA briquetting presses can be controlled depending on the fill level. When incoming material flows are paused, the press also automatically switches to standby mode. As soon as the feed hopper sufficient material once again, the machine leaves standby mode and briquette production is resumed.

### Material feed >



Forklift | wheel loader



Lift and tilt device



Manual



## CONNECTIVITY

At WEIMA, you don't get a machine off the shelf. Each press delivered is individually configured and handed over to the user as a turnkey plug-and-play solution. State-of-the-art data interfaces guarantee seamless integration into your production line so that the machine can be controlled and monitored in fully-automated operation.

### Material discharge >

Metal transport chute

Bagging carousel

Conveyor belt

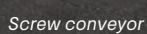
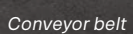
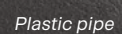
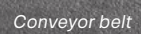
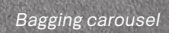
Plastic pipe

Conveyor belt

Screw conveyor

49 |

Material discharge &gt;







# DRAINING




## APPLICATIONS DRAINING



### Packaging | filled



Beverage containers, PET bottles, milk cartons, cans and many other packages can be emptied and compacted quickly, efficiently, cleanly, and automated with WEIMA drainage presses. Interfering materials are simply compacted as well. The packaging compressed into pressed discs can be easily recycled. The drained liquid can be reused or disposed of properly.



WEIMA packaging presses can fully realize the recycling potential of various products, especially in the case of plastic bottles and cans. Destroying the deposit seal ensures that beverage containers are devalued, and misuse is prevented. Companies save on expensive disposal costs and can also recover and recycle material.

# 95 %

volume reduction can be achieved when cans are drained and then compacted.





## APPLICATIONS COMPRESSING


### Packaging | empty



Production waste, as well as empty packaging, takes up valuable storage space. Compressing PET bottles, yogurt pots, canisters, tubular bags, and tinplate and aluminum packaging such as beverage cans, spray cans, and canned goods into compacted discs simplifies waste handling in intralogistics and reduces transport and disposal costs. Disposable packaging material such as coffee cups, disposable cutlery or plates can also be compacted without any problems using packaging presses from WEIMA.

# 10 to 1

The volume of PET bottles can be reduced by 90% using WEIMA packaging presses.

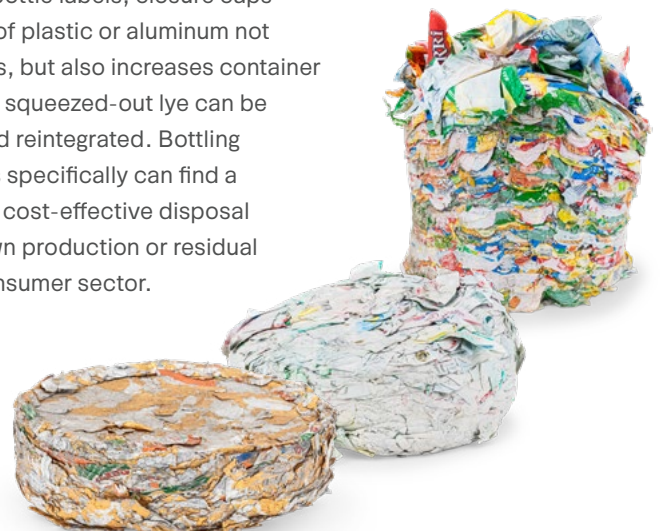



### Labels

Draining and compressing bottle labels, closure caps and beverage labels made of plastic or aluminum not only reduces disposal costs, but also increases container downtimes. In addition, the squeezed-out lye can be safely transported away and reintegrated. Bottling plants and plastic recyclers specifically can find a sustainable solution for the cost-effective disposal of label waste from their own production or residual materials from the post-consumer sector.

# 30 %

residual moisture can be achieved with WEIMA label presses - whether body label, breast label, closure capsule made of metal or PVC, labels made of paper, PE film or aluminum.






## REWORK APPLICATIONS



### What is ReWork?

ReWork is a clean food product that is separated from the production process. It is hygienically safe and unadulterated. After successful processing, it is returned to production as a high-quality raw material.



### 3 in 1

WEIMA drainers empty, separate and compress beverage cans, PET bottles, milk cartons, beverage cartons, plastic containers and many other types of packaging in a single step – without packaging parts or printing ink getting into the ReWork material.

ReWork is used in many industries. For example, mislabeled milk can easily be returned to production. In addition to the dairy industry, ReWork is also used in breweries and the beverage industry, in the food industry and even in the chemical industry. Particularly in the ReWork sector, a special machine design is required.

### Rejects ≠ waste

If the scrap material is not suitable for further processing as ReWork for hygienic or qualitative reasons, it does not necessarily have to end up unused in the waste. Rejects are often suitable as an energy source or even as fertilizer on farms.

## DISC SIZES

WEIMA label, packaging and drainage presses of the PUEHLER series compact production waste and scrap material into handy discs with diameters of 200 mm, 250 mm or 300 mm.

The round discs offer fewer wedging points and thus easy transport options. In addition, the round shape ensures that the compaction force acts homogeneously on the disc. This means that - unlike with angular compacts - the maximum pressing force is also transferred to the material at the edge. Depending on the requirements and material, the number of pressing strokes and the dwell time of the pressing cylinder can be individually adjusted.


"Discs with diameters of up to 300 mm are not only optimal for scrap material handling, but also ensure that the presses achieve large throughputs."

*Tobias Flaig,  
Product Manager at WEIMA |  
PUEHLER division*



200 mm disc | aluminum beverage cans






300 mm

250 mm

200 mm

Actual size






- 1 Loading of the material into the hopper
- 2 Material compaction with hydraulic press cylinder
- 3 Hydraulically movable metal plate as pressing resistance
- 4 Drained liquid flows through a screen into the drain pan and can be pumped out
- 5 Discs are discharged via a discharge pipe



## COMPRESSING TECHNOLOGIES

To be able to drain and compress packaging in one step, we rely on robust and proven technology based on hydraulic pressure for PUEHLER machines. This results in dimensionally stable discs that have a low residual moisture.





# PUEHLER A SERIES

○ Compact label presses



200 | 250 | 300 mm  
disc diameter



PUEHLER A.200




## TECHNICAL HIGHLIGHTS

### DID YOU KNOW?

In all machines of the PUEHLER series, food grade hydraulic oil is used as standard. Depending on customer requirements, a specific hydraulic oil can be used.


### Stainless steel machines for high durability

PUEHLER machines of the A series are made of stainless steel. This makes the presses particularly durable, low-maintenance and hygienic.



### Robust technology through simple hydraulic compaction

Machines of the PUEHLER A series have a particularly robust design. The design is comparatively simple and gets by with few electronics. In contrast to screw presses, only a few moving parts are installed. Thus, even with many years of use, wear is minimal.



### FULL FLEXIBILITY IN DISCHARGE

due to increased discharge height

PUEHLER label presses achieve an increased discharge height due to the inclined discharge pipe. This allows the pressed products to be discharged directly into a tipping trough without using a conveyor belt. Depending on the space requirements, different versions with discharge to the left or right can be configured. The system can thus be seamlessly integrated into your production line.



## Dimensionally stable discs

due to angled discharge tube

The discs are formed by the press cylinder, which presses the material against the previously produced discs, which are still in the discharge pipe. The angled bend of the discharge pipe generates enough counterpressure to strongly compact and drain the material. In addition, the wedge position of the discharge pipe can be used to set subsequent recompaction.



## Easy integration into production lines


or as a stand-alone solution

For optimal integration into your production line, PUEHLER label presses can be installed either standing or hanging on the bottle washing machine. The networking of the PUEHLER press with the upstream bottle washing machine ensures the highest throughputs. For example, the cycle times can be switched synchronously. The label presses of the A series can also be used as a stand-alone solution without any problems.

## Resistant to foreign materials

without clogging

Due to the robust machine design, PUEHLER label presses are particularly resistant to contaminants. In contrast to screw presses, presses of the A series cannot block mechanically and simply press dangerous foreign materials such as bails of swing-bottle glass bottles into the pressed product. This way, clogging or jamming of the machine can be avoided.



References



# TECHNICAL HIGHLIGHTS



## Simple program adjustments through PLC control

The built-in PLC control is optimally adapted to the drainage process. Many settings, such as the press force and cycle time, are preset but can be easily adapted to the desired application. If required, the machine can be used in manual or automatic mode. We use only high-quality brand components – for example from Siemens, Allen Bradley or Rittal.

## Compact footprint for flexible installation

The PUEHLER A series offers various flexible positioning options and can be optimally adapted to your spatial conditions. Due to brakable rollers, standing machines are freely movable and can be easily repositioned for maintenance and cleaning, for example. On request, the hydraulic unit including control panel can be installed up to 7.5 m away from the label press.



## 24 hours operation due to consistent operating temperatures


The PUEHLER A series is equipped with an aluminum hydraulic tank as standard. This keeps the hydraulic oil at a constant temperature – without the use of active cooling. This also ensures multi-shift operation around the clock.



## TARGETED COLLECTION AND DISCHARGE OF LYE

with lye collection tray

The caustic pressed out during the pressing process is collected in the lye collection tray. From there, the liquid can be discharged in a targeted manner – into the drain or to the caustic recirculation system. The connection option can be defined individually according to customer requirements.



# TECHNICAL DATA AND MACHINE CONFIGURATION



## Technical data PUEHLER A series

	A.200	A.250	A.300
Disc diameter [mm]	200	250	300
Throughput rate [btl./h] <sup>1)</sup>	up to 40,000	up to 60,000	from 60,000
Performance	3kW   400 V   50 Hz	4kW   400 V   50 Hz	4kW   400 V   50 Hz
Residual moisture	30 %	30 %	30 %
Space requirement (L x W x H) [approx. mm] <sup>2)</sup>	3,000 x 600 x 1,400	3,350 x 700 x 1,450	3,500 x 700 x 1,600

1) depending on material

2) detailed dimensions upon request

## Machine configuration PUEHLER A series

● Standard ○ Optional — Not available

	A.200	A.250	A.300
<b>MATERIAL FEED</b>			
Hopper 220 l	○	○	○
<b>MATERIAL DISCHARGE</b>			
Lye collecting tray (50 l)	●	●	●
Lye recirculation with pump	○	○	○
Quick couplings	○	○	○
<b>HYDRAULICS</b>			
Hydraulic press stamp	●	●	●
Aluminum hydraulic tank (30 l)	●	●	●
<b>ELECTRICAL</b>			
Control cabinet with Siemens PLC control	●	●	●
Electrical connection for accessories	○	○	○

Other variations, special equipment and technical modifications are available upon request.



# PUEHLER E SERIES

○ Economical and versatile



200 | 300 mm  
disc diameter



PUEHLER E.200



## TECHNICAL HIGHLIGHTS



### Easy installation and commissioning thanks to Plug-and-Play solution

To make the start as comfortable as possible, all presses of the PUEHLER E series are delivered pre-programmed and ready for operation as a plug-and-play solution. For the installation, only a power and water connection is required.

On request, we also offer the setup and commissioning of the machine (including training) via digital channels.

#### DID YOU KNOW?

By default, only food grade hydraulic oil is used in PUEHLER machines. If required, a customer-specific hydraulic oil can also be used.



### Flexible set up thanks to lockable rollers

For highly flexible use in your plant, the compact presses of the PUEHLER E series can be moved on lockable rollers to the respective place of use and can be used there directly. Temporary use outdoors is also possible, as the machine has been designed according to IP 65 standard.

### Simple operation and fast parameter adjustment

via Siemens PLC control

Parameters (e.g. pressing time, pressing force) can be quickly adjusted via the color display of the built-in PLC control. The re-pressing function can also be set in a user-friendly way via the PLC control. This programmable holding time is particularly necessary for pressing absorbent materials. This is the only way to produce permanently dimensionally stable discs.







## INCREASED DISCHARGE HEIGHT OF DISCS

for flexible discharge into containers

The inclined discharge pipe allows the formed discs to be discharged at an elevated level - directly into a large bin or tipping trough. This saves the use of a conveyor belt. Depending on requirements, the discharge pipe can be configured straight, to the left or to the right.

## Automatic operation without worries


thanks to sensors in the feed hopper

Thanks to level sensors in the feed hopper, the press can be used automatically. The machine switches on automatically when a certain filling level is reached in the hopper. To prevent wear on machine components, the machine automatically switches to standby as soon as the filling level falls below a certain level.

## Ready for multi-shift operation

due to oil cooling with heat exchanger

To compensate for temperature differences in the hydraulic oil, PUEHLER machines of the E series have an oil cooling system with water using the heat exchanger method. This ensures long operating times without downtime. The heat exchanger is installed in the hydraulic housing and thus is protected against contamination.



## TECHNICAL HIGHLIGHTS



Good accessibility for  
cleaning and maintenance  
due to flexible installation and maintenance hatch

Thanks to brakable rollers, the E series machines can be used flexibly during operation. This ensures optimum access to the machine also during cleaning and maintenance. A maintenance and cleaning hatch on the hopper facilitates access to the inside of the machine.

### DID YOU KNOW?

We believe in longevity. All PUEHLER machines are made of high-quality stainless steel. This makes them not only particularly robust, but also low-maintenance and hygienic.



**ROBUST HYDRAULIC  
CONSTRUCTION**  
against foreign materials

The most important components of the hydraulic unit have been designed particularly generously to always have a buffer to fall back on, even under full load. Among other things, this results in lower heat generation and makes the machine significantly less susceptible to foreign matter.

### Collection and targeted discharge of liquids via the drain pan

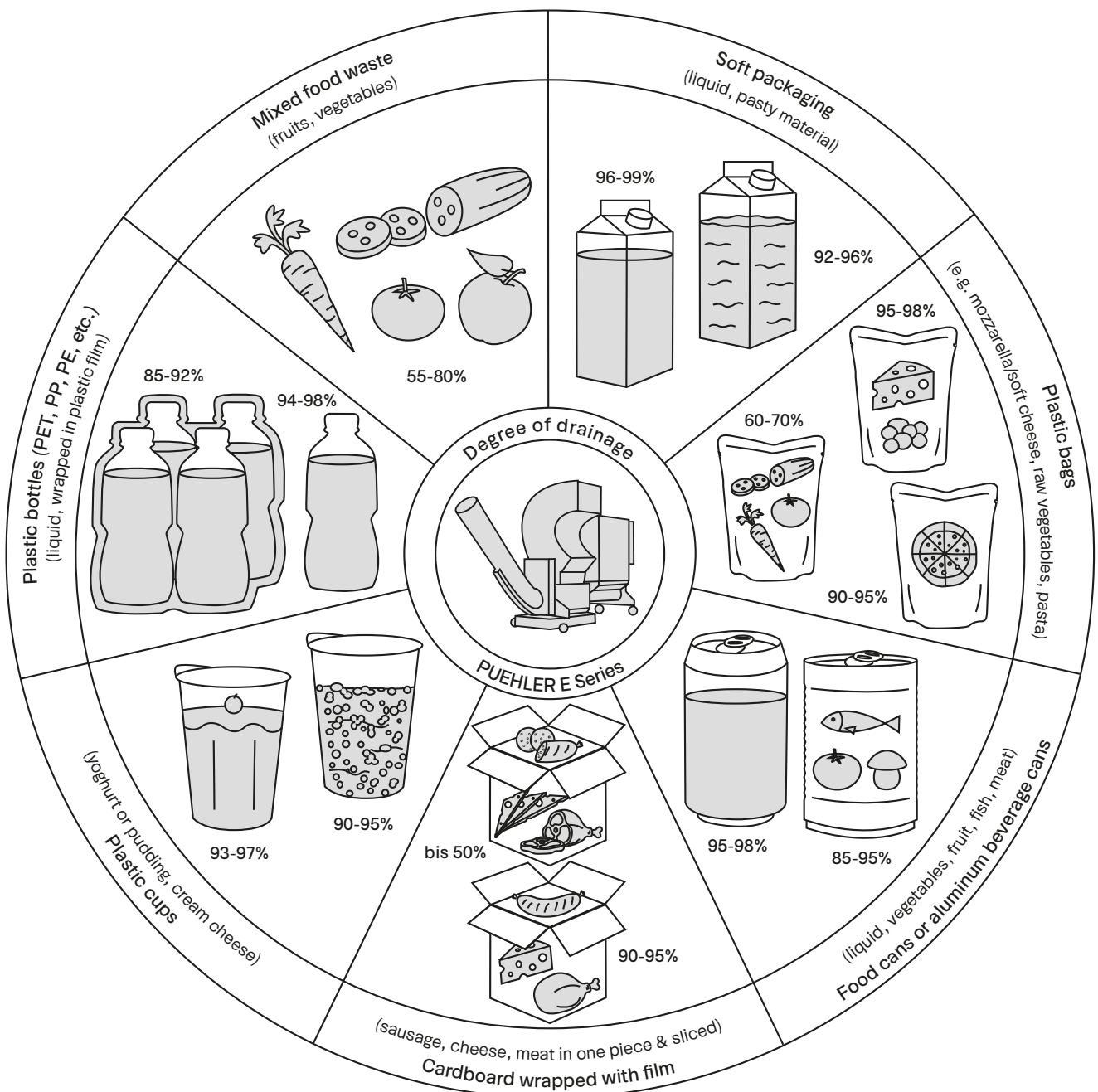
The drain pan, which is located under the press, collects the drained liquids. Depending on the installation of the machine, these run off from there directly into a drain or can be drained off with the aid of a hose via the milk pipe fitting.





## Maximum safety during loading due to curved hopper design

The curved hopper prevents cans or other materials from escaping from the machine during the pressing process due to the enormous pressing force. In addition, the curved shape facilitates cleaning and prevents uncontrolled spraying of pressed-out liquid from the filling opening.





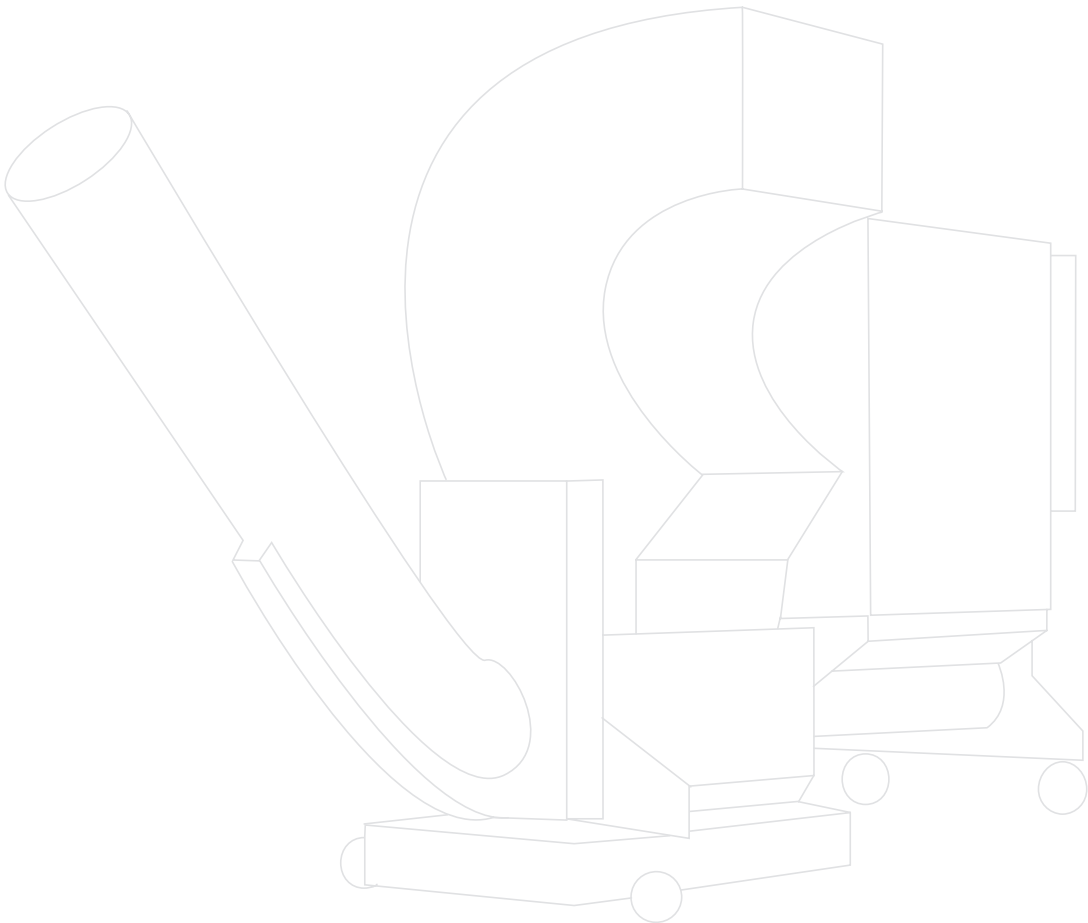


# TECHNICAL DATA AND MACHINE CONFIGURATION

● Technical data PUEHLER E series

	E.200	E.300
Disc diameter [mm]	200	300
Throughput rate [m³/h] <sup>1)</sup>	up to 2.5	up to 4
Performance	4kW   400 V   50 Hz	5,5kW   400 V   50 Hz
Residual moisture	3 - 30%	3 - 30%
Space requirement (L×W×H) [approx. mm] <sup>2)</sup>	3,000 × 820 × 1,650	3,500 × 850 × 1,750

1) depending on material  
2) detailed dimensions upon request




## ● Machine configuration PUEHLER E series

● Standard ○ Optional — Not available

	E:200	E:300
<b>MATERIAL FEED</b>		
Hopper 220 l	●	●
<b>MATERIAL DISCHARGE</b>		
Drain pan (35 l)	●	●
Drain pan (120 l)	○	○
Stainless steel centrifugal pump (at drain pan)	○	○
Stainless steel pump including level probe	○	○
Screw pump (at drain pan)	○	○
Level sensors	○	○
Quick couplings	○	○
<b>HYDRAULICS</b>		
Hydraulic press stamp	●	●
Cutting plate on press stamp	○	○
Aluminum hydraulic tank (40 l)	●	●
<b>ELECTRICAL</b>		
Control cabinet with Siemens PLC control	●	●
Electrical connection for accessories	○	○

Other variations, special equipment and technical modifications are available upon request.



# PUEHLER G RECYCLING SERIES

● High performance presses






200 | 300 mm  
disc diameter



PUEHLER G.200 Recycling

## TECHNICAL HIGHLIGHTS



### Flexible discharge due to increased discharge height and individual discharge length


The length of the discharge pipe can be extended individually up to five meters. In contrast to a screw press, no conveyor belt is necessary for the discharge into a container or a tipping trough due to the increased discharge of the PUEHLER presses. Thus, the press can be optimally placed according to your spatial requirements.



### Automated operation

in your production line

In order to be able to use the press in fully automated operation, the feed hopper can be equipped with a filling level sensor. With its help, upstream systems (conveyor belt) can be stopped/started automatically as soon as the maximum filling quantity of the hopper is reached. A continuous material flow prevents overfilling of the hopper.



### Different hopper sizes for every application

You have the choice between different hopper volumes: 220 l, 600 l, 800 l, 1,200 l or 2,000 l. In addition, a manual or automatic hopper lid can be fitted as a safety and hygiene protection.

## Pre-opening of packages with individually adjustable perforating rollers

The presses can be optionally equipped with perforating rollers. This allows packages to be opened gently before they are completely emptied by the press cylinder in the next step and then pressed into discs.



### DID YOU KNOW?

In the PUEHLER G Recycling presses, food safe hydraulic oil is used as standard. If required, we replace this with a customer-specific hydraulic oil.

## User-friendly touch display

for fast parameter changes  
and diagnostics

The Siemens control system with touch display allows intuitive setting of parameters such as the press force and time or the repress function. Precise diagnostic messages ensure minimal downtime. In addition, complete networking in the PROFINET system is possible. In this way, upstream and downstream systems such as conveyor belts or a lifting and tilting station can be controlled in a user-friendly manner.



## MULTI-SHIFT OPERATION POSSIBLE

through hydraulic oil cooling

The use in automated multi-shift operation is possible without any problems. Thanks to oil cooling using the heat exchanger method, the hydraulic oil can be kept at a constant operating temperature without overheating.





## TECHNICAL HIGHLIGHTS

### DID YOU KNOW?

To ensure the long-term use of the PUEHLER G Recycling series, we use high-quality stainless steel. This protects the machine body and the control cabinet from wear and corrosion while simultaneously remaining low-maintenance and hygienic.

### Automated liquid discharge thanks to level detection in the drain pan

If required, liquid discharge can be automated with the aid of level sensors in the product drain pan. The level sensors control the pumping out of the pressed material and automatically switch off the recycling press when downstream processes come to a standstill. We use screw pumps to discharge pasty liquids and radial pumps for liquid materials.




### EASY CLEANING AND MAINTENANCE

thanks to optional pre-cleaning system and maintenance hatches

If required, the machines of the G Recycling series can be equipped with a pre-cleaning system. A multitude of nozzles mounted inside the press pre-clean the press and loosen coarse material residues. This simplifies subsequent manual cleaning. Five maintenance hatches facilitate access to the machine for cleaning as well as any maintenance work.

### Increased throughput due to double-pump hydraulics


The G.300 Recycling press can be optionally equipped with double-pump hydraulics. This makes it possible to double the return speed of the press ram and thus increase the throughput to a maximum.



### Clean discs

thanks to a post-cleaning unit

In order to rinse off any remaining product buildup (e.g. yogurt residues) from the discs, a post-cleaning unit in the form of spray nozzles can be fitted to the discharge tube. The cooling water from the oil cooling system can be used for this purpose.




### No material bridges

thanks to horizontal agitator

A horizontal agitator in the feed hopper can be selected as an option. Continuous material circulation prevents bridging in the hopper and thus ensures constant material feed.

### References



### Individual screen sizes

for all types of packaging

The wall of the pressing chamber is perforated to allow the emptied liquid to drain off. The screen size can be individually adapted to your material properties. For pasty materials such as yogurt or sour cream, round holes up to twelve mm in diameter are usually selected. For liquids, on the other hand, screen holes as small as 4 mm are possible. In any case, it is important that fine particles from the packaging do not get into the drain pan together with the liquid.




# TECHNICAL DATA AND MACHINE CONFIGURATION

● Technical data PUEHLER G Recycling series

	G.200 Recycling	G.300 Recycling	G.300 Duo Recycling
Disc diameter [mm]	200	300	300
Throughput rate [m³/h] <sup>1)</sup>	up to 6	up to 12	up to 22
Performance	5.5 kW   400 V   50 Hz	7.5 kW   400 V   50 Hz	15 kW   400 V   50 Hz
Residual moisture	3 - 30%	3 - 30%	3 - 30%
Space requirement (L×W×H) [approx. mm] <sup>2)</sup>	3,900 × 1,200 × 2,200	4,400 × 1,300 × 2,400	4,400 × 2,000 × 2,400

1) depending on material  
2) detailed dimensions upon request





## Machine configuration PUEHLER G Recycling series

● Standard ○ Optional – Not available

	G.200 Recycling	G.300 Recycling	G.300 Duo Recycling
<b>MATERIAL FEED</b>			
Hopper 220 l	○	–	–
Hopper 600 l	●	●	○
Hopper 800 l	○	○	○
Hopper 1,200 l	○	○	●
Hopper 2,000 l	–	–	○
Hopper (600 l) with double needle roller and swivel flap	○	○	○
Hopper (600 l) with knife shredder and swivel flap	○	○	○
Hopper extension	○	○	○
Lid   Grid	○	○	○
Agitator	○	○	○
Needle roller unit	○	○	○
<b>MATERIAL DISCHARGE</b>			
Drain pan (120 l)	●	–	–
Drain pan (200 l)	○	●	●
Stainless steel centrifugal pump (at drain pan)	○	○	○
Stainless steel pump including level probe	○	○	○
Screw pump (at drain pan)	○	○	○
Orbital screw pump	○	○	○
Level sensors	○	○	○
Quick couplings	○	○	○
<b>HYDRAULICS</b>			
Hydraulic press stamp	●	●	●
Cutting plate on press stamp	○	○	○
Aluminum hydraulic tank (100 l)	●	●	–
Aluminum hydraulic tank (200 l)	–	–	●
Pre-cleaning system   CIP piping	○	○	○
<b>ELECTRICAL</b>			
Control cabinet with Siemens PLC control	●	●	●
Electrical connection for accessories	●	●	●

Other variations, special equipment and technical modifications are available upon request.

# PUEHLER G REWORK SERIES

○ High-end presses  
for production waste



300 mm  
disc diameter



PUEHLER G.300 ReWork



## TECHNICAL HIGHLIGHTS



### Easy control of your ReWork line with PROFINET and Siemens PLC Control

The high-quality Siemens PLC control can be operated intuitively via the touch display. Parameters such as the pressing time, pressing force or the re-pressing function can be adjusted quickly and flexibly. Upstream and downstream processes can also be conveniently controlled via networking in the PROFINET system.


This means that you always have your entire ReWork process safely and efficiently under control.

### DID YOU KNOW?

PUEHLER machines are operated with food safe hydraulic oil as standard. If required, the ReWork press can also be filled for operation with a hydraulic oil of your choice.

### Clean, dimensionally stable discs through slide plate

To produce highly compacted, almost dry discs, the material is pressed between the press ram and a slide plate. This can be moved up and down hydraulically. As soon as the disc is produced, the slide plate moves upwards and exposes the discharge pipe. Consequently, a particularly high degree of compaction is achieved at maximum throughput. The solid mechanical design is extremely maintenance-friendly and resistant to impurities as well as wear.



### Discharge into container or tipping trough

without the use of a conveyor belt

ReWork presses achieve increased discharge height due to the curved discharge tube. Depending on requirements, the discharge tube can be extended up to five meters. This allows the material to be discharged directly into a container or tipping trough without the use of a conveyor belt.





## LARGE HOPPER

for more buffer volume

The hopper, into which the material to be drained is fed either manually, via a conveyor belt, or with a lifting and tipping device, can be selected in various sizes. Depending on the required buffer volume, you have the choice between 600 l, 800 l or 1,200 l. For the G.300 Duo ReWork we also offer a hopper with 2,000 l volume.

## Designed for continuous operation

thanks to hydraulic oil cooling

These machines are real long-distance specialists thanks to their oil cooling using the heat exchanger method. All that is needed is a water connection. Unlike conventional cooling fins, the heat exchanger is more hygienic and easier to maintain. In addition, it does not have to be cleaned. The water used can then be used to dilute the extruded material to counteract unwanted foam development.



## Easy post-cleaning

for particularly clean discs

The discharge tube can be equipped with a post-cleaning device to produce cleaner discs. This rinses off any remaining product buildup from the discs. The cooling water from the oil cooling system can be used for this process.

## Highest throughputs

thanks to double return speed

If required, the ReWork presses can be equipped with double-pump hydraulics. This enables an increase in throughput due to the double return speed of the press stamp.

## Prevent contamination

by means of a second drain pan on the discharge pipe

During recompaction, product residues can escape from the packaging and encounter packaging ink. To prevent these residues from contaminating the ReWork material, a second collecting tray is fitted under the discharge pipe. From there, the pressed-out material is drained off to the side and can then be disposed of effectively.



# TECHNICAL HIGHLIGHTS



## MINIMIZED DOWNTIME


due to fully automatic cleaning system

The integrated cleaning system cleans the drainage press automatically. Nozzles inside the machine clean the ReWork press at a rate of up to 20,000 l/h. The integrated software controls the process.

## Hygienically flawless thanks to hygienic design

Safe and clean. Thanks to the cleanable design, WEIMA drainage presses maintain food safety, meet hygiene standards, and simplify cleaning procedures.

This means that down time can be minimized.



## Constant material feed through horizontal agitator

If required, the feed hopper can be equipped with a horizontal agitator. This prevents material bridges from forming in the hopper – a constant material feed to the pressing process is ensured.





## Fluid removal optimized for ReWork thanks to level-controlled pump

The sensors in the drain pan provide information on the fill level and regulate the pumping out of the drained material. If the drain pan or connected containers are full, not only does the ReWork press switch off automatically, but the upstream processes (conveyor belt or lifting and tipping device) are also stopped. Depending on the material requirements, a screw or radial pump discharges the drained liquid directly from the drain pan. This can then be used for ReWork purposes.



## Optimum adaptation to material properties through individual screen size

The screen that separates the ReWork mass from the packaging is configured to suit your application. The size of the outlet holes can be between four and twelve mm. Selecting the smallest possible screen size ensures that no fines from the packaging get into your ReWork material.



## Gentle opening with adjustable perforating rollers

For some packages, it is necessary to open them gently before the actual drainage process to avoid uncontrolled bursting. For this purpose, two perforating rollers rotating relative to each other are located inside the feed hopper. The distance between them can be freely selected and adapted to individual requirements. This is particularly helpful for material changes.

### References



## User-friendly maintenance and cleaning

thanks to pre-cleaning system and  
maintenance hatches

The pre-cleaning system with special Cleaning-in-Place (CIP) piping provides reliable cleaning without having to dismantle the system or components. The press is cleaned via spray balls attached to the areas in contact with the product. The ReWork press can be optimally maintained and cleaned via five maintenance hatches.



## Durable machine design made of high-quality stainless steel

For a long service life, machines of the G ReWork series are made of stainless steel. The machine body and the control cabinet are thus protected against heavy wear and corrosion.






# TECHNICAL DATA AND MACHINE CONFIGURATION

● Technical data PUEHLER G ReWork series

	G.300 ReWork	G.300 Duo ReWork
Disc diameter [mm]	300	300
Throughput rate [m³/h] <sup>1)</sup>	up to 12	up to 22
Performance	7.5 kW   400 V   50 Hz	15 kW   400 V   50 Hz
Residual moisture	3 – 30%	3 – 30%
Space requirement (L × W × H) [approx. mm] <sup>2)</sup>	4,400 × 1,450 × 2,700	4,400 × 2,000 × 2,700

1) depending on material  
2) detailed dimensions upon request



## Machine configuration PUEHLER G ReWork series

● Standard ○ Optional – Not available

	G-300 ReWork	G-300 Duo ReWork
<b>MATERIAL FEED</b>		
Hopper 600 l	●	○
Hopper 800 l	○	○
Hopper 1,200 l	○	●
Hopper 2,000 l	–	○
Hopper (600 l) with double needle roller and swivel flap	○	○
Hopper (600 l) with knife shredder and swivel flap	○	○
Hopper extension	○	○
Lid   Grid	○	○
Agitator	○	○
Needle roller unit	○	○
<b>MATERIAL DISCHARGE</b>		
Drain pan (200 l)	●	●
Stainless steel centrifugal pump (in drain pan)	○	○
Stainless steel pump including level probe	○	○
Screw pump (in drain pan)	○	○
Orbital screw pump	○	○
Level sensors	○	○
Quick couplings	○	○
<b>HYDRAULICS</b>		
Hydraulic press stamp	●	●
Cutting plate on press stamp	○	○
Aluminum hydraulic tank (100 l)	●	–
Aluminum hydraulic tank (200 l)	–	●
Hygienic design	●	●
Pre-cleaning system   CIP piping	○	○
<b>ELECTRICAL</b>		
Control cabinet with Siemens PLC control	●	●
Electrical connection for accessories	●	●

Other variations, special equipment and technical modifications are available upon request.

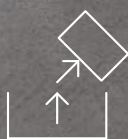


All information of a plant is collected centrally and can be monitored digitally. The integrated control system regulates not only the performance of the press, but also the peripherals such as pumps, conveyors, or shredders. All process data is available for evaluation during the next maintenance session.

## Material feed >



Forklift | wheel loader



Lift and tilt device



Manual



Conveyor belt

### DID YOU KNOW?

Control cabinets are built and wired from scratch at the company headquarters in Ilsfeld. Programming also takes place there. This ensures optimal coordination of all components.

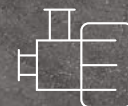


## CONNECTIVITY

At WEIMA, you don't get a machine off the shelf. Each press delivered is individually configured and handed over to the user as a turnkey plug-and-play solution. State-of-the-art data interfaces guarantee seamless integration into your production line so that the machine can be controlled and monitored in a fully automated operation. Another advantage that is only available from WEIMA:

As a full-range supplier in the recycling world, we also offer upstream and downstream system solutions if required. In addition to drainage technology, these include single-shaft and four-shaft shredders, granulators, and briquetting presses.

**Material discharge >**



Pump



Conveyor belt



Discharge pipe

### Customized conveying technology

To make the material flow as efficiently and conveniently as possible, we have been developing the optimum conveying solution for every application together with our partners for decades. In doing so, we can draw on a wide range of technologies and plenty of practical experience. When incoming material flows pause, the press also automatically switches to standby mode. When containers or bins are full, the feed of material into the press is automatically stopped.



A man wearing a yellow hard hat and an orange safety vest is focused on working on a laptop. He is in a factory or industrial setting, with various pieces of machinery and equipment visible in the background. The scene is well-lit, and the man's concentration is evident as he types on the keyboard.

## YOU CAN RELY ON US

“Wherever your production takes place – highly qualified service technicians from WEIMA are always there for you. We offer on site visits, an over-the-phone service hotline, or e-mail support. You can count on competent support – from installation, inspection and maintenance, to repair of your equipment.”

*Davor Rebic,  
Field Technician at WEIMA*





# WEIMA CUSTOMER SUPPORT AND SERVICES

Customer proximity is the decisive factor for successful cooperation. For this reason, WEIMA invests in regional service centers. Just recently, two new locations were opened in India and China.

## DID YOU KNOW?

More than **70 employees** worldwide take care of service matters. Of these, over 25 technicians are constantly on the road to commission or service the next machine.



## Trainings

When you're well trained, you can maximize the full potential of your machine. Our service technicians usually accompany many projects during the development phase, which means they are immediately familiar with your application. We would like to pass on this combined knowledge to you and your employees. We set up the machine and commission the system together.

Our wide range of training courses is aimed at both beginners and experts. WEIMA is able to impart product know-how in a sustainable and professional manner thanks to experienced instructors, optimally equipped conference rooms, and hands-on training directly at the shredding or compacting plant.

WEIMA's training centers at the main location in Ilsfeld, and at our subsidiary WEIMA America in the USA, allow you to get to know your machine under optimal conditions and to further supplement your expertise.



We've got your back.

## FIRST-CLASS QUALITY FROM SECOND-HAND MACHINERY



With used shredders, briquette presses, and drainage presses from WEIMA, you play it safe. Second-hand machinery is refurbished and comes with original WEIMA parts. The special thing about it: As with the purchase of a new machine, the extensive range of training courses, function upgrades and services is available to you. You can also rely on our team of experts to answer all your questions when selling your used WEIMA.




## SERVICE WE'VE GOT YOUR BACK



### MAINTENANCE AND REPAIR

There's no such thing as can't. WEIMA service technicians are guaranteed to get everything running again professionally. They know WEIMA machines like no one else. Due to low turnover and their tenure with the company, they have an irreplaceable wealth of experience and expertise. Regular maintenance ensures safe and reliable production, saving time and money. Documenting maintenance according to manufacturer specifications also increases the resale value and service life of your plant. You can also plan your expenses and save operating costs thanks to optimally adjusted components.





## Service packages



With the WEIMA service packages you are well provided for. Choose the scope of services yourself: From inspection and maintenance, to detailed reports and electrical safety checks. You can also secure exclusive discounts on spare and wear parts. This way, you can avoid unexpected downtimes, prevent excessive wear, and guarantee production reliability.





# ORIGINAL PARTS

## PAY OFF TWICE!

Your investment in a machine from us should also pay off in the long term. Original parts from WEIMA help you to achieve this. With parts tailored to your product, you can shred or compress safely, reliably, and efficiently. You can rely on our worldwide logistics network - and above all on the guaranteed quality of the mechanical spare parts from German production.

We make no compromises when it comes to hydraulic and electrical components. For this reason, we only use well-known manufacturers such as Bosch Rexroth, Siemens, or Eaton Möller. Since we also produce our robust control cabinets ourselves, you benefit from particularly fast availability of electronic components.

### DID YOU KNOW?

If you register your machine, you can secure a 100 € bonus and receive

**100€ DISCOUNT\***

on your next order of wear parts!

\*The offer is valid upon successful registration, at the latest two weeks after commissioning of your machine. You can redeem the 100,- EURO within 12 months after purchasing your machine.





**WEIMA Maschinenbau GmbH | [weima.com](http://weima.com)**

Bustadt 6-10 | 74360 Ilsfeld (Germany) | Phone: +49 (0)70 62 95 70-0 | Fax: +49 (0)70 62 95 70-92 | [info@weima.com](mailto:info@weima.com)

Subject to technical changes | 01082021